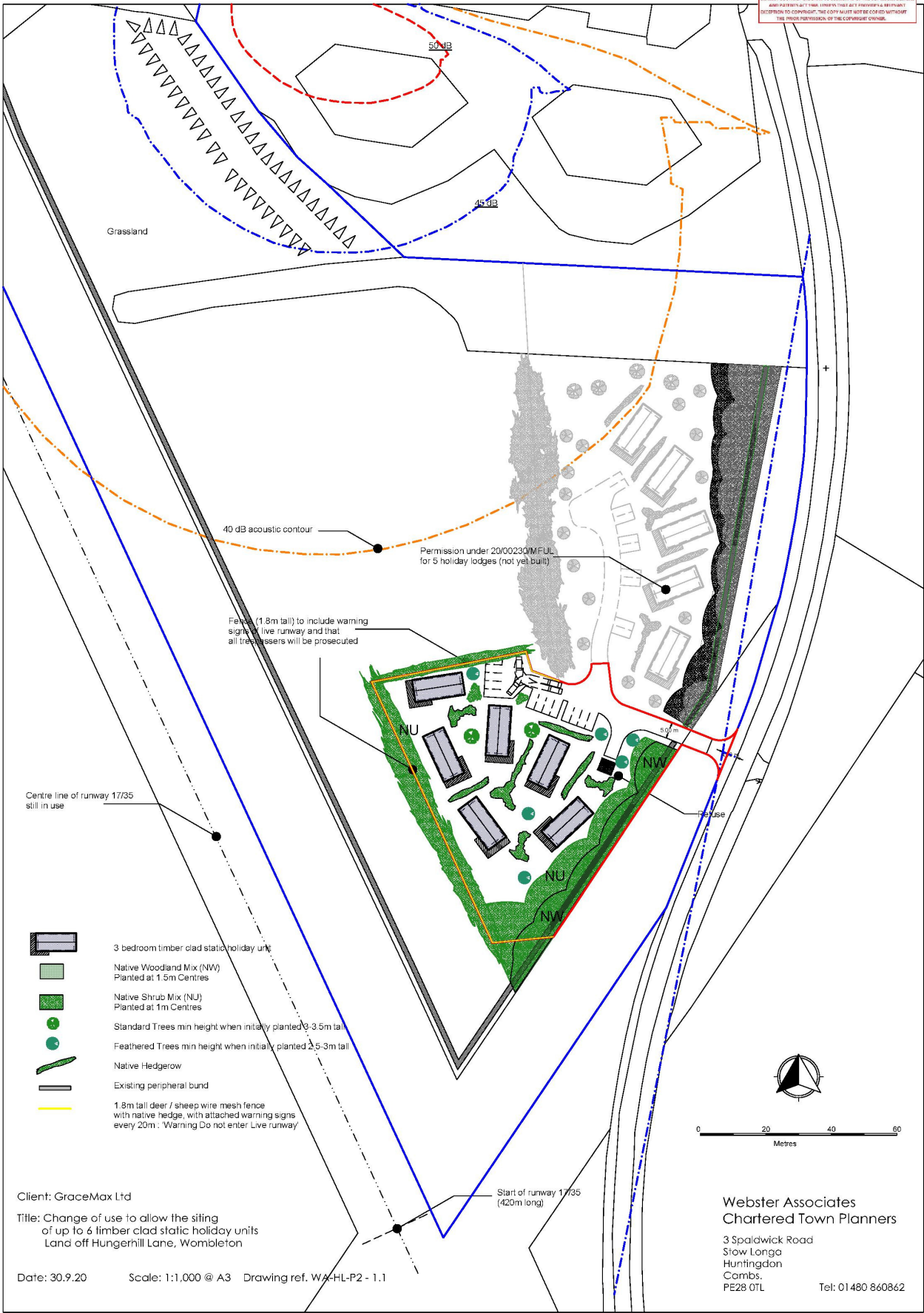










THIS COPY HAS BEEN MADE BY OR WITH THE AUTHORITY OF BREDALE SOURCE CONSULTANTS AS SHOWN ON A.P. THE CLIENT AGREES TO HOLD BREDALE SOURCE CONSULTANTS FREE FROM LIABILITY FOR ANY PROFESSIONAL NEGLIGENCE OR OMISSION TO COMPLY WITH THE COPY MADE BY OR FOR THE CLIENT WITHOUT THE PRIOR PERMISSION OF THE COPYRIGHT OWNER.

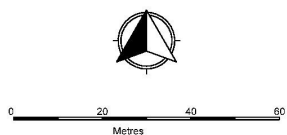


Centre line of runway 17/35 still in use

Fence (1.8m tall) to include warning signs of live runway and that all trespassers will be prosecuted

Permission under 20/00230/M/FUL for 6 holiday lodges (not yet built)

-  3 bedroom timber clad static holiday unit
-  Native Woodland Mix (NW)
Planted at 1.5m Centres
-  Native Shrub Mix (NU)
Planted at 1m Centres
-  Standard Trees min height when initially planted 3-3.5m tall
-  Feathered Trees min height when initially planted 2.5-3m tall
-  Native Hedgerow
-  Existing peripheral bund
-  1.8m tall deer / sheep wire mesh fence with native hedge, with attached warning signs every 20m : 'Warning Do not enter Live runway'



Client: GraceMax Ltd
 Title: Change of use to allow the siting of up to 6 timber clad static holiday units Land off Hungerhill Lane, Wombleton

Date: 30.9.20 Scale: 1:1,000 @ A3 Drawing ref. WA-HL-P2 - 1.1

Webster Associates
 Chartered Town Planners
 3 Spaldwick Road
 Stow Longa
 Huntingdon
 Cambs.
 PE28 0TL Tel: 01480 860862